


The "Your Turn, My Turn" Sharing Game

Goal: Teach two dogs that taking turns with food, toys, and attention is safe, fair, and FUN!



**Courteous
Canine, Inc.**
Results the FUN way!





Why it Works

Dogs thrive on predictability and fairness. By setting a consistent pattern—Dog A gets a turn, then Dog B gets a turn—you create a calm rhythm. This helps both dogs stay under threshold (not stressed or overstimulated) and builds positive feelings around sharing.

What You'll Need


Two dogs who are comfortable in the same space

High-value treats or kibble

Two identical toys (like two tug ropes or two stuffies)

A comfy space where everyone can relax

A calm, encouraging pet parent voice!



**Courteous
Canine, Inc.**
Results the FUN way!



Step-by-Step: Teaching Food Sharing

- Start calm! Both dogs should be relaxed and able to focus. If either dog is tense or hyper-focused, pause and reset.
- Place each dog on either side of your body or even separate with baby gates if dogs need it.
- Pick your A-B order. (It doesn't matter who goes first—just keep the order consistent!)
- Say the name of Dog A and calmly offer a treat.
- Pause, then say the name of Dog B and offer them a treat.
- Repeat! Like a song: “A... B... A... B...”
- If one dog gets too excited or tries to take the other's turn, gently reset with more space, and or lower-value treats.
- Praise calm behavior between turns with soft voice or petting if appropriate.



**Courteous
Canine, Inc.**
Results the FUN way!



Toys

Use two identical toys, one per pup.

Let Dog A play briefly with a toy (toss, tug, or chew), while Dog B is calmly held or redirected.

After 10–15 seconds, calmly say “All done,” and switch. Dog B gets their play turn.

Repeat the A–B pattern, always making it a relaxed and fair experience.

Keep sessions short and positive. Always end before it gets intense or competitive.

Human Affection

Sit on the floor or couch with some space between the dogs.

Pet Dog A for a few seconds (gently and calmly).


Pause and switch to Dog B with the same calm petting.

Back to Dog A, then Dog B. You’re the prize they’re learning to share!

Encourage settling by pairing pets with a treat.



**Courteous
Canine, Inc.**
Results the FUN way!





Red Flag Reminder

If either dog shows signs of:

- Stiffness
- Whale eye
- Growling
- Freezing
- Tongue flicking
- breath holding
- Abrupt head turning
- Hard eye contact with other dog

Stop the game and create more distance or ask a certified dog behavior consultant (like the amazing folks at Courteous Canine) for help.

**Questions? Contact
LoveDogs@CourteousCanine.com!**



**Courteous
Canine, Inc.**
Results the FUN way!